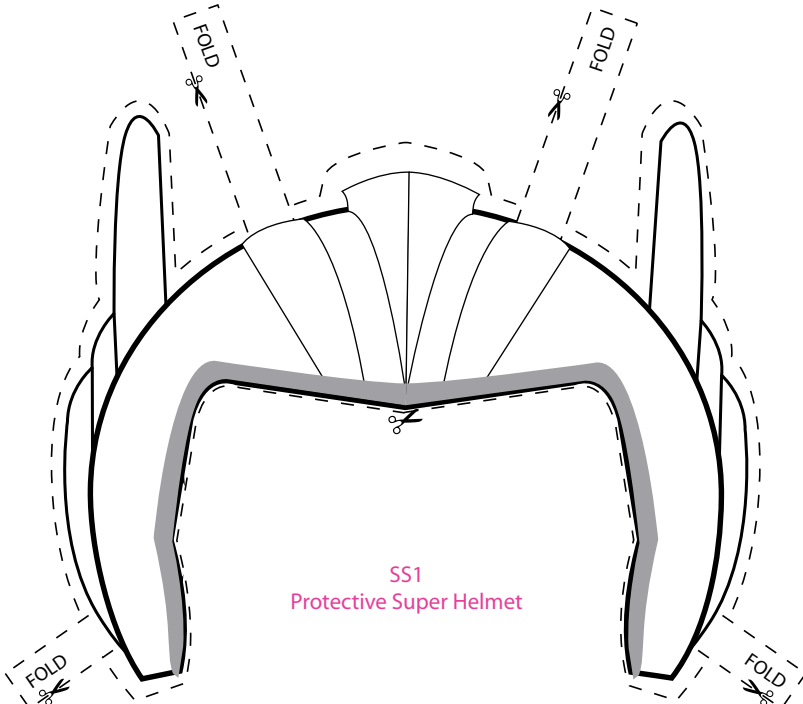



Colour Shift and dress him ready for cycling in the weather outside!



Instructions

Safety: You will need scissors to complete this challenge. When using scissors be careful to use them correctly and get an adult to help.

You will need:

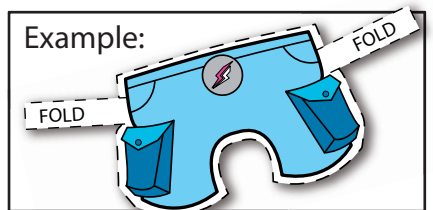


Stage 1

Colour in all the items of clothing and Shift's body.

Stage 2

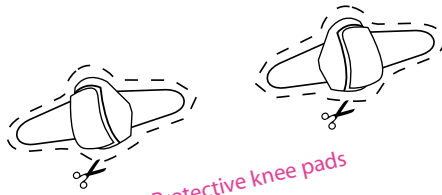
When you have coloured in all the clothing, cut them out following the dashed lines around the clothing until all items are free from the paper. See example:



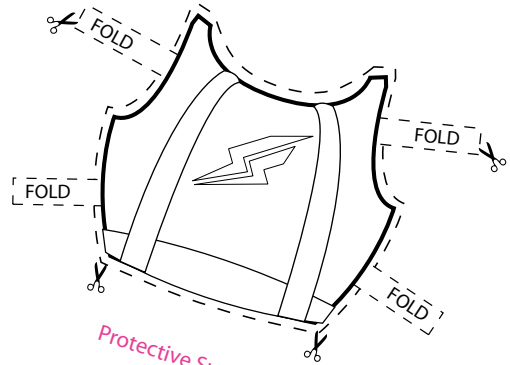
Stage 3

Now you can start dressing Shift in his clothes. Place the items on Shift and bend the folds round so they stay in place. If it's raining he will need something waterproof, if it's sunny he will need something that's going to keep him cool. And if he is going on his bike he will need something to protect him.


Colour Shift and dress him ready for cycling in the weather outside!




Protective knee pads




Protective Super Vest



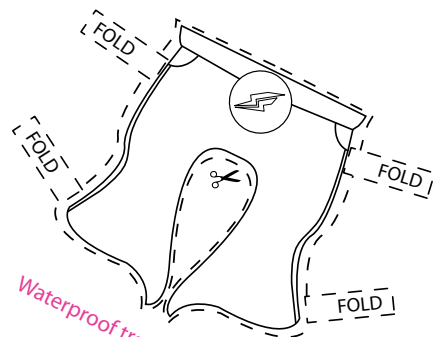
T-shirt



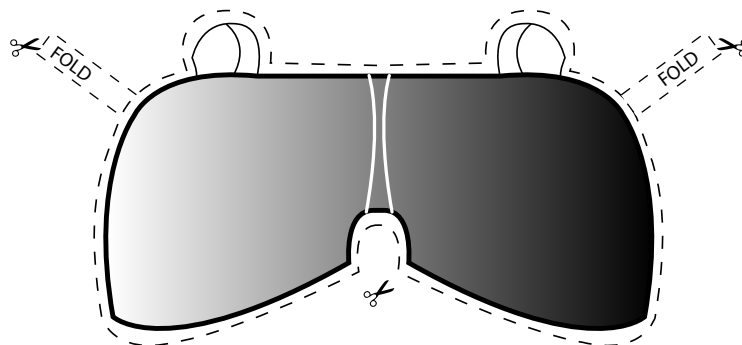
Shorts



Waterproof raincoat



Waterproof tracksuit bottoms



Sunglasses